

Monday
MUSICAL MONDAY

Supplies

- Home Connection - send article home Look, Listen, Learn "We are Power Rangers"
- Dress up clothes for superheroes and fairy tale characters
- Popsicles sticks
- Construction paper
- Paint

naeyc[®]

Week of the Young Child[®]

Superhero Fairytale Monday

Education

NAEYC article-Look, Listen, Learn "We are Power Rangers"

<https://www.naeyc.org/resources/pubs/tyc/dec2019/childrens-dramatic-play>

Activities

Dress as your favorite Superhero or Fairytale characters

Make popsicle stick superheroes:

Enjoy a dance party with fun superhero songs:

Let's be Superhero's by Bounce Patrol

(<https://www.youtube.com/watch?v=Py4fhsx3Ct4>)

Be A Superhero by Jack Hartman

(<https://www.youtube.com/watch?v=zcEa5TvqGK0>)

Three Little Pigs Blues by Greg and Steve

(<https://www.youtube.com/watch?v=Bfk16NPIfdI>)

Read books about superheroes and fairytales:

Super Manny Stands Up by Kelly DiPucchio

(<https://www.youtube.com/watch?v=WyzHDKa0a3M>)

Invite real life heroes to come visit like police officers or firefighters.



Tuesday
TASTY TUESDAY

Supplies

- Home Connection - send article home Baking Math for Families
- Carnival dramatic play items
- Face paint ingredients
- Paint brushes and bowls
- Large cardboard boxes and beanbags
- Paint
- Ingredients for selected carnival tasty treat
- Carnival music

naeyc[®]

Week of the Young Child[®]

Carnival Day Tuesday

Education

Baking Math for Families and Young Children

<https://www.naeyc.org/resources/blog/baking-math>

Activity

Dress in Carnival Clothes (ringmaster, elephant, lion, clown)

Collect items for children to dress up in dramatic play center

Read books about the carnival - Bisas Carnival by Joana Pastro

<https://www.youtube.com/watch?v=B4fy8zQ1frg>

Face Painting

Ingredients: cornstarch, flour, lotion, vegetable oil, food coloring, spoon, bowl

Directions: Add water, cornstarch, flour and lotion to a bowl. Mix together ingredients and make sure the paint consistency is to your liking. If you want to thicken, add more cornstarch to thin out the mixture, add water. Add food coloring. Store in an airtight container.

Bean Bag Toss: use a cardboard box, cut some holes and paint if you choose.

If you don't have any bean bags, make some with socks and pinto beans or rice.

Cook Tasty Carnival treats: corny dogs, candy apples

(<https://www.cookingclarified.com/2015/10/candy-coated-caramel-apple-slices/>),

snow cones, soft pretzels, walking tacos ,

(<https://www.tasteofhome.com/recipes/walking-tacos/>), cotton candy, fresh-squeezed lemonade

Have a parade!

Play carnival music as you march.



Wednesday
**WORK TOGETHER
WEDNESDAY**

Supplies

- Home Connection - send article home I Need to Make it Taller
- Games: yarn, chalk, playground ball
- Obstacle course materials
- Scavenger hunt sheet
- Wind exploration: construction paper, scissors, tape, items to tape to strips (crayon, feather, paper clip, clothespin, q-tip), small fan

naeyc[®] Week of the Young Child[®]

Group Game Day

A Day with Games

When children work together they experience teamwork and develop their social and early literacy skills. Grab some materials and create.

Power to the Profession - the Unifying Framework for the Early Childhood Education Profession - <https://youtu.be/wr9P-nh-fxU>

Sign the pledge "WE'RE ALL IN"



Education

I Need to Make it Taller: Engineering to Solve Wind Challenges in Preschool

<https://www.naeyc.org/resources/pubs/tyc/winter2023/engineering-solve-challenges>

Activity

Read books about working together

Stick and Stone by Beth Ferry - <https://www.youtube.com/watch?v=XTYfji4YiS0>


Better Together by Amy Robach and Andrew Shue -

<https://www.youtube.com/watch?v=W9Etk6RIGEI>

Play Cooperative Games

Cooperative Hoops: lay down hoop, yarn circle or draw chalk circle for each child, on signal children move around avoiding designated circles, on signal children must quickly get back into a circle

Over/Under Pass: line children up, have them take turns passing a playground ball over their head then under in between their legs, once the ball is at the end of the line that child runs to the front and starts over.



Wednesday

Group Game Day p2

Activity (continued)

Whole Stole the Cookie from the Cookie Jar -

Accuser: (name of a child) stole/took the cookie/cookies from the cookie jar.

Accused: Who, me?

Accuser/Group: Yes, you!

Accused: Not me!

Accuser/Group: Then who?

This is followed by the "accused" saying the name of someone else

Telephone

I Spy

Simon Says

Red Light Green Light

Note: When playing games like Simon Says and Red Light Green Light children do not need to be 'OUT,' they can just start over and try again.

Obstacle course: the sky's the limit for creating an obstacle course!

Simple Ideas:

Balance beam

Hula hoop hop

Ball toss

Tunnel crawling

Weave through cones

Scooters/Trikes

Color Scavenger hunt -

Divide into teams and provide a paper with several different colored squares

Invite the children to explore and collect items of their choice for each color

Once each team is done invite them to share their color hunt with each other

Wind exploration: Explore material, Create and test design, and Discuss

<https://preschooltoolkit.com/blog/observing-the-strength-of-the-wind-science-for-kids/>

Directions:

Cut strips of construction paper and tape hanging loosely from a table

Tape items on the bottom of each strip (crayon, feather, paper clip, clothespin, q-tip)

Leave one strip empty

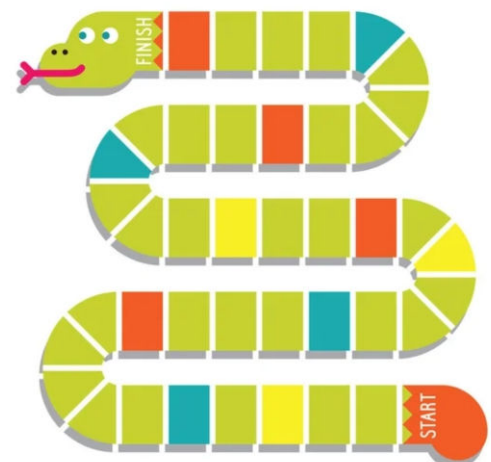
Predict which items the wind will easily move

Turn on fan

Increase and decrease as preferred and observe

Discuss which are too heavy

Sort items according to weight



Thursday
ARTSY THURSDAY

Supplies

- Home Connection - send article home Encouraging Process Art at Home
- Smocks or old over-sized t-shirts
- Paint
- Paper
- Food coloring
- Vinegar
- Baking soda
- Confetti
- Water bottle

naeyc[®]

Week of the Young Child[®]

Messy Thursday

Children develop creativity, social skills, and fine muscles with open-ended art projects that let them make choices, use their imaginations, and create with their hands.

Education

Message in a Backpack[™] Encouraging Process Art at Home: Reaping the Benefits of Joy and Making

<https://www.naeyc.org/resources/pubs/tyc/winter2023/art-at-home>

Activity

Read books about enjoying the art process:

I Ain't Gonna Paint No More! By Karen Beaumont -
<https://www.youtube.com/watch?v=hMHCIT65K6I>



Feet and Finger Painting

Fizzing Foaming Paint: food coloring, vinegar, baking soda

Paper Mache: equal parts school glue and flour

Confetti Collage: tiny pieces of paper, glue on paper, throw and see what sticks!

Colored Water Bottle painting: add food coloring to spray bottle, hang paper outside, spray away!



Friday
FAMILY FRIDAY

Supplies

- Home Connection - send article home
- Prop Box Ideas: Mini Learning Centers at Home

naeyc[®]

Week of the Young Child[®]

Wacky Friday

Family Friday focuses on engaging families to support our youngest learners. Parents and families are children's first teachers.

Education

Message in a Backpack Encouraging Your Child Through Risks During Play

<https://www.naeyc.org/resources/pubs/tyc/fall2021/message-backpack-risks-during-play>

Activities

Have children walk backwards

Have breakfast for lunch!

Wack speak: "no means yes" or "goodbye means hello"

Turn classroom items upside down: class rules, clock, whatever!

Upside down art

Tape paper under tables

Have children lay on backs under tables and draw pictures

Read a book backwards

Read books celebrating being Wacky!

Silly Sally by Audrey Wood - <https://www.youtube.com/watch?v=js1FWVLOZNo>

When I grow up by Weird Al - <https://www.youtube.com/watch?v=CEmTMTt9ujI>

